


Healthy Families

MARRIAGE & FAMILY RELATIONSHIPS

Respondents indicated that the military impacted their marriages and family relationships both positively and negatively. The top themes reflected challenges among **family or relationship dynamics, home life, and military life and culture.**



CHILD CARE

45.5% of parent respondents had a need for child care, significantly higher for currently serving families.



Respondents who experienced themes relating to relationship challenges were significantly more likely to report poor or moderate family well-being and loneliness.



Respondents who reported satisfaction across each area of child care were statistically more likely to experience excellent family well-being.

GENDER AND SEXUAL IDENTITY

7.9% of respondents identified as LGBTQ+



8.0% indicated they have a child who identifies as LGBTQ+

CAREGIVING

About 1/2 of caregivers reported receiving support from the following:



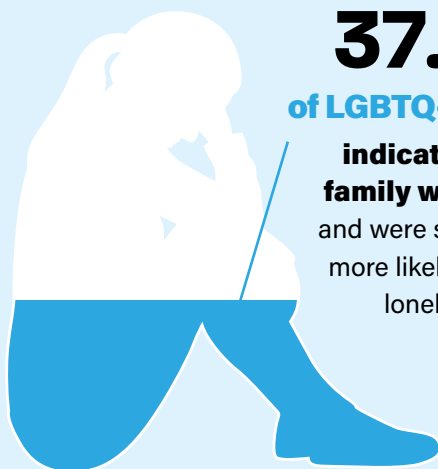
33.6%
From Their Family




21.9%
From Friends



30.1%
No Support At All



37.2% of LGBTQ+ Families indicated poor family well-being and were significantly more likely to report loneliness.



Caregiver respondents were **significantly less likely** to report excellent family well-being (18.5%) and **significantly more likely** to report poor family well-being (34.9%).